



Indiana
Department
of
Health

2024 EPA REGION 5 RADON STAKEHOLDERS MEETING

JENNIFER BERK

ENVIRONMENTAL MANAGER
LEAD AND HEALTHY HOMES

07/09/2024


OUR MISSION:

To promote, protect, and improve the health and safety of all Hoosiers.

OUR VISION:

Every Hoosier reaches optimal health regardless of where they live, learn, work, or play.





Indiana Radon Updates

Radon Reporting Portal

The screenshot shows the Radon Reporting Portal interface. At the top, the browser address bar displays 'gateway.isdh.in.gov/Radon/ReportDashboard'. The header includes the 'RADON REPORTING' logo, the user name 'Siva Margani', and links for 'Logout' and 'GateWay Home'. Below the header, there are tabs for 'User Reports' and 'Admin Reports', and a 'Help' icon.

The main content area is titled 'Siva Margani - Reports Summary'. It features a 'Download Radon Report Template' button with a download icon, a 'Search Records' button, and an 'Upload Excel' button. A note section provides instructions on using the template and uploading data.

Below the note, there is a table showing report upload details. The table has columns for Report Upload Date, Upload By, Total Records Count, Measurement Records Count, Mitigation Records Count, and Laboratory Records Count. There are three entries in the table, all uploaded by 'smargani' on 06/15/2022 and 06/14/2022, each with 3 total records and 1 measurement, mitigation, and laboratory record.

At the bottom of the table, it says 'Showing 1 to 3 of 3 entries' and includes 'Previous', '1', and 'Next' navigation buttons.

Radon Reporting Portal

Enhanced functionality

- Contractors/labs to enter data at any time
- Searching for and editing existing records is easy
- Allows company administrative staff to enter on behalf of a licensee

Challenges

- Office of Technology limits on Out-of-State IP addresses
- Contractors who were licensed but had no systems/testing still need to report 'No work performed'

**Measurement/
Mitigation
Reporting**

2023: 65%

2024: 52%

AARST QA/QC

FY24 marks the start of round four

- '21 was only mitigations, '22, '23, and '24 included measurement contractors
- Homeowner agreement continues to be a challenge (15%, increase from 10%)
- Majority of non-compliance on systems was informational (labeling), not functionality
- Only 1 out of 25 measurement audits had a major deficiency (No QAP)




In 2023, the Indiana Department of Health (IDOH) partnered with EPA to inspect a random selection of radon mitigation systems in Indiana under 410 IAC 5.1-1-29(d). The program seeks to improve the overall quality of Indiana radon professionals by identifying possible installation issues regarding both requirements and best practices as identified in ANSI/AARST SGM-SF-2023. In 2023, **Andreas Johnson (RTM01279)** installed a radon mitigation system at **3038 Stilton Drive, Cicero, Indiana 46034**. The following **minor issue** was identified:

- 1) Label for radon systems where owner/occupant maintains the system includes notice of state/federal radon resources. Note - There is a QR code with an indication to scan for more information.

While the listed **minor issue** is not required to be corrected at this time, they do not meet the regulatory requirements for radon mitigation installation. Please contact your installer to correct all issues.

Key Engagement Through ALA

- Indiana Poster Contest
- Indiana Radon Hotline
- Updates to Radon Short- and Long-Brochures
- School Testing Grants
- RRNC Engagement with Builders



Radon Metrics

2023	Goal	Metric
21,391	30,000	Number of homes tested for radon
24.2%	23.3%	Percentage of homes that test at or above the acceptable level of radon (4.0 pCi/L).
57.3%	44.3%	Percentage of homes that test at or above the acceptable level of radon (4.0 pCi/L) and receive mitigation.

Questions?

Jennifer Berk

Environmental Manager

Lead and Healthy Homes

jberk1@health.IN.gov

